

Canadian Sociological Association Conference:

Abstract Submission Instructions

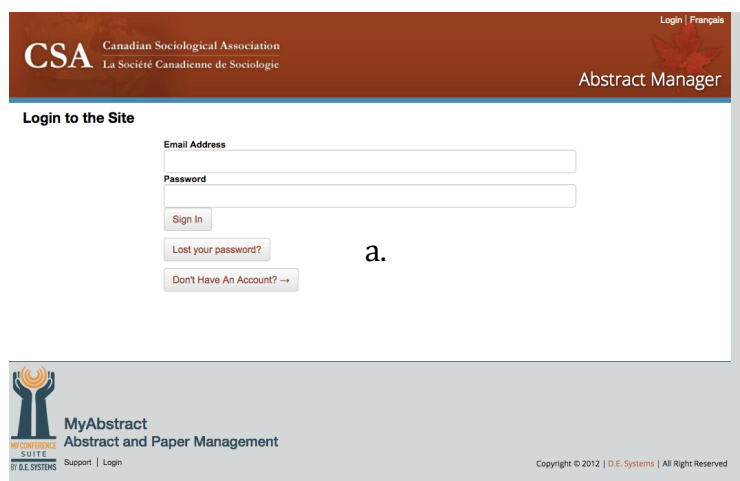
Submit your abstract or expression of interest in participating in a panel online using the steps below.

Please ensure that you have reviewed the Abstract submission and Presenter Guidelines at <https://www.csa-scs.ca/conference/call-for-abstracts/>

1. Visit the Conference abstract submission system

Direct link: <http://csa-scs.ca/abstract-submissions>

- a. Create an account
- b. A French form is also available

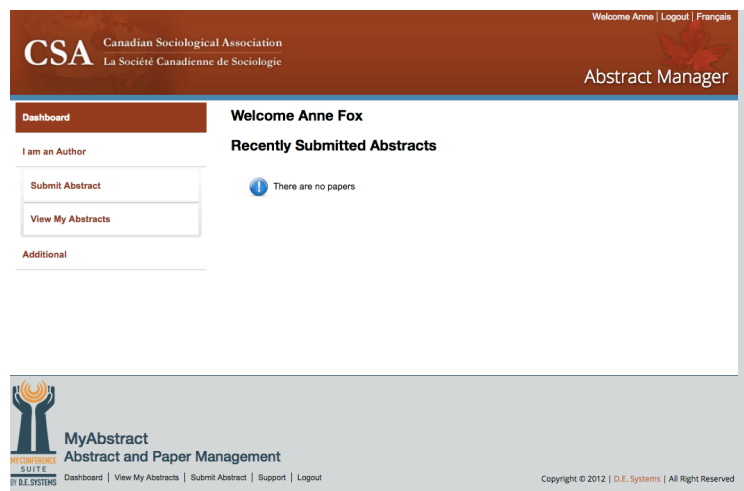


The screenshot shows the login page for the Abstract Manager system. At the top, there is a header with the CSA logo and the text "Canadian Sociological Association" and "La Société Canadienne de Sociologie". On the right side of the header, there are links for "Login" and "Français". Below the header, the page is titled "Abstract Manager". The main content area is titled "Login to the Site" and contains a form with fields for "Email Address" and "Password". There are buttons for "Sign In", "Lost your password?", and "Don't Have An Account? →". A small "a." is placed to the right of the form.

b.

2. Select 'Submit an Abstract'

Once you have submitted an abstract, you can log into the system to edit or check on the review status (if it has been approved or declined).



The screenshot shows the user dashboard for the Abstract Manager system. At the top, there is a header with the CSA logo and the text "Canadian Sociological Association" and "La Société Canadienne de Sociologie". On the right side of the header, there are links for "Welcome Anne", "Logout", and "Français". Below the header, the page is titled "Abstract Manager". The main content area is titled "Dashboard" and contains a section for "I am an Author" with buttons for "Submit Abstract" and "View My Abstracts". There is also a section for "Recently Submitted Abstracts" with a message "There are no papers". A small "b." is placed to the right of the dashboard.

Contact us for assistance at office@csa-scs.ca

Canadian Sociological Association Conference:

Abstract Submission Instructions

3. Select a session

The sessions open to abstract submissions, or expression of interest, are listed along with a link to the full description to the right of each title.

An abstract may only be submitted to ONE session. If that session cannot accept the abstract for presentation, you have the option of contacting the Canadian Sociological Association for possible consideration by another session (office@csa-scs.ca).

Feel free to contact the organizer(s) before submitting your abstract to discuss whether your research/paper would be a good fit in their session. Contact details can be found in the list of sessions posted on the website.

<https://www.csa-scs.ca/conference/call-for-abstracts/>

The screenshot shows the 'Abstract Manager' interface. At the top, there is a navigation bar with the CSA logo and the text 'Canadian Sociological Association / La Société Canadienne de Sociologie'. Below this, there are tabs for 'Dashboard', 'I am an Author', and 'Additional'. The 'I am an Author' tab is active, showing a 'Submit Abstract' button and a 'View My Abstracts' link. The main content area is titled 'Session' and contains a list of sessions with radio buttons for selection. The first session is '#BlackProfessorsMatters Experiences in White Academe' with a 'Description' link. Other sessions include '...when is it race Or religion', 'A Look at Educational Inequalities K-12', 'Advances in Mental Health Research', 'Alternatives to Traditional Readings', 'Applied Sociology using Quantitative Research Methods', 'Assessing Teaching and Learning in Sociology', 'Canadian Contributions to Theoretical Criminology', 'Canadian Scholarship in Childhood And Youth: 21st Century Learning And Digital Technologies Among Children And Young People', 'Cannabis Legalization Exploring the Impacts of an Unprecedented Drug Policy Change', 'Careers in Applied Sociology outside Academe', and 'Challenges to Equal Opportunity Higher Education'.

4. Agree to the Copyright Notice and enter Author information

We now have different categories for authors.

Your will require; full name, affiliation, and email address for each author. We also request professional status information for authors and co-authors for communication and statistical purposes. This information will not be made available to session organizers.

Optional fields include URL and Bio statements.



Copyright Notice*

Authors who submit abstracts to this conference agree to the following terms:
a) Authors retain copyright over their work, while allowing the conference to place this unpublished abstract under a Creative Commons Attribution License, which allows others to freely access, use, and share the work, with an acknowledgement of the work's authorship and its initial presentation at this conference.
b) Authors are able to waive the terms of the CC license and enter into separate, additional contractual arrangements for the non-exclusive distribution and subsequent publication of this work (e.g., publish a revised version in a journal, post it to an institutional repository or publish it in a book), with an acknowledgement of its initial presentation at this conference.
c) In addition, authors are encouraged to post and share their work online (e.g., in institutional repositories or on their website) at any point before and after the conference.

The authors agree to the terms of this Copyright Notice, which will apply to this submission if and when it is published by this conference (comments to the session organizer can be added below).

Author

Be sure to enter all paper authors below and refer to our [Conference presenter guidelines](#) for participation requirements.

No author associations exist for this submission. Please add author information by selecting from the options below.

Create Principal author

Add Co-author

Add Contributing author

Authors in my list

Contact us for assistance at office@csa-scs.ca

Canadian Sociological Association Conference: Abstract Submission Instructions

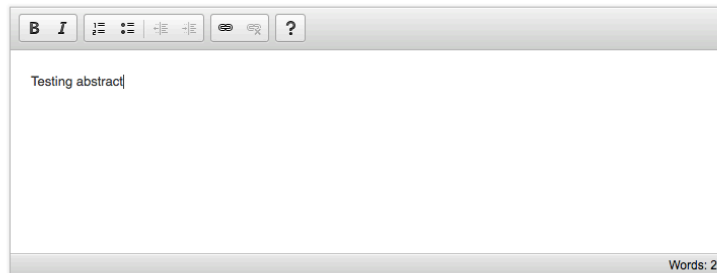
5. Enter Abstract title and description

Presentation Title*

Test title

Abstract*

300 word limit



Testing abstract|

Words: 2

6. Indicate the status of your research and paper completion

These questions are not applicable to those expressing an interest in participating in a panel. Those submitting an abstract for presentation must indicate the status of the research as well as the completion date of the final paper.

Submission Research Status*

Information required: Please indicate the current status of your research.

- Not applicable
- The research for this submission is complete
- The research for this submission is ongoing
- This submission is a research proposal

Research Paper Status*

Information required: Please indicate the completion date for your research paper.

- Not applicable
- Paper is complete
- Paper is expected to be completed after May 1, 2019
- Paper is expected to be completed on or before May 1, 2019

Canadian Sociological Association Conference: Abstract Submission Instructions

7. Complete the remaining fields and 'Submit'

Presentation Language

Language

English

French

Supporting Agencies

Identify agencies that provided funding or support for the work presented in this submission.

Agencies

Testing agencies

Comments for Session Organizer

Please enter text below (Optional)

Testing Comments

Submit ←

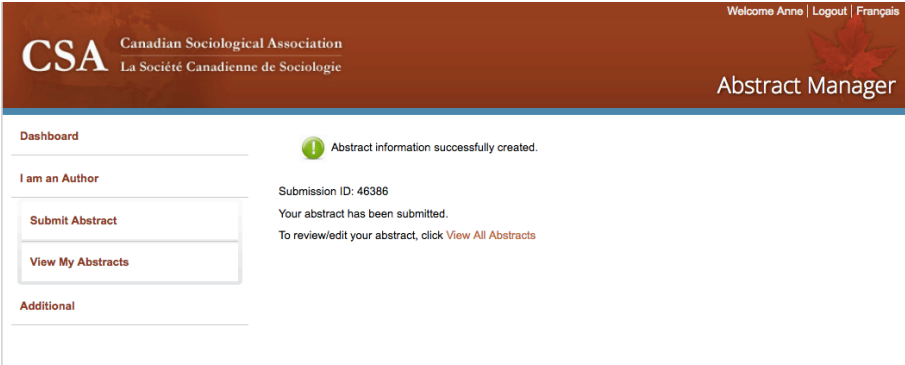
Account users will receive confirmation and follow up communications.

* Indicated fields are required.

8. The submission is complete

You can review and edit the submission or submit a second abstract to another session.

An automated submission confirmation email will be sent to the email address used to create your account.



The screenshot shows the CSA Abstract Manager dashboard. At the top, it says "Welcome Anne | Logout | Français". The main header includes the CSA logo and "Canadian Sociological Association / La Société Canadienne de Sociologie". The page title is "Abstract Manager". On the left, there is a navigation menu with "Dashboard", "I am an Author", "Submit Abstract", "View My Abstracts", and "Additional". A blue arrow points to the "Submit Abstract" button. On the right, a green information icon indicates "Abstract information successfully created." Below this, it shows "Submission ID: 46386" and "Your abstract has been submitted. To review/edit your abstract, click [View All Abstracts](#)".

Contact us for assistance at office@csa-scs.ca