

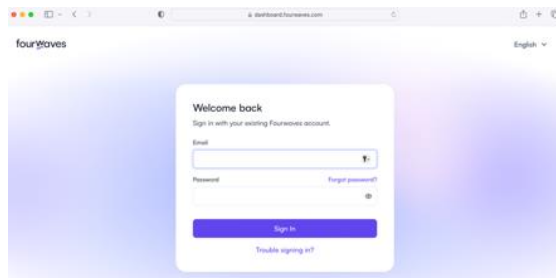
Utilizing Fourwaves: Session scheduling, bookmarks, and exporting to your calendar

Participation Summary

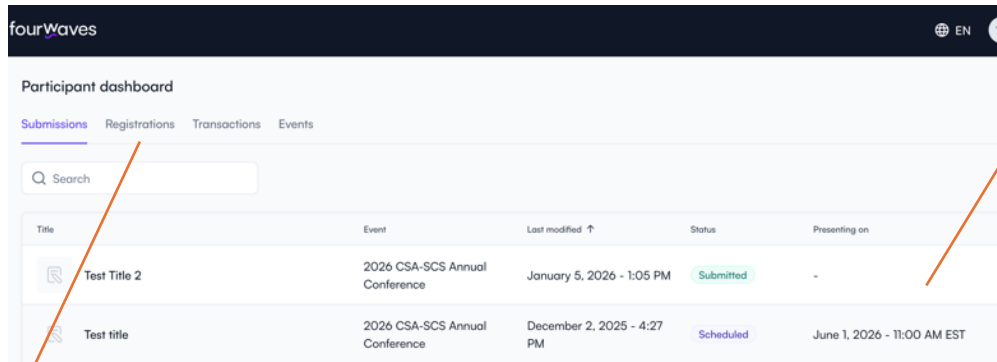
1. Log into the Conference website at <https://event.fourwaves.com/2026-csa-scs-annual-conference/pages>
2. Click on the 'Log in' button in the upper right corner of the page.



3. Enter the email address and password used when creating a profile on the system or select 'Forgot password' if required.



4. Select 'Submissions' to see when your presentation has been scheduled if applicable.

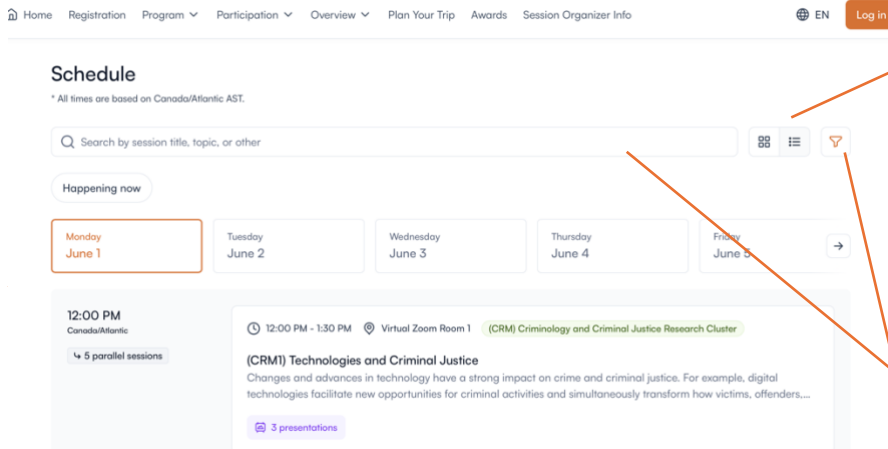


Select 'Registrations' to see if you have registered for the conference.

Utilizing Fourwaves: Session scheduling, bookmarks, and exporting to your calendar

Navigating the Conference Schedule

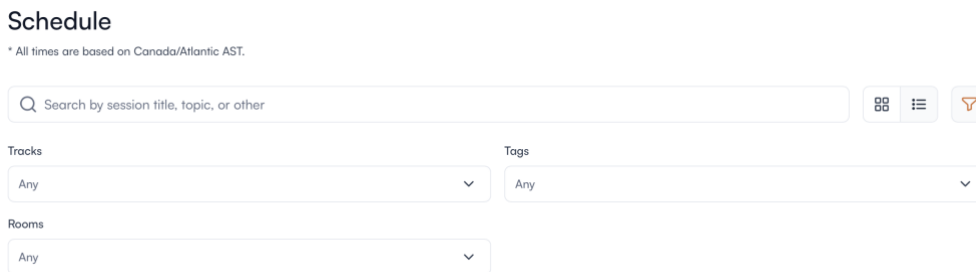
<https://event.fourwaves.com/2026-csa-scs-annual-conference/schedule>




The schedule can be viewed in 'Grid' or 'List' format.

Use the search bar or click on the 'Filter' option.

'Filter' Options



Click on a specific session and 'View Details'.



Bookmark sessions or presentations.



Export sessions or presentations to your personal calendar.